

DATASHEET

STCS

RCM



> Media for this machine

Reference of the product

14-01-0011


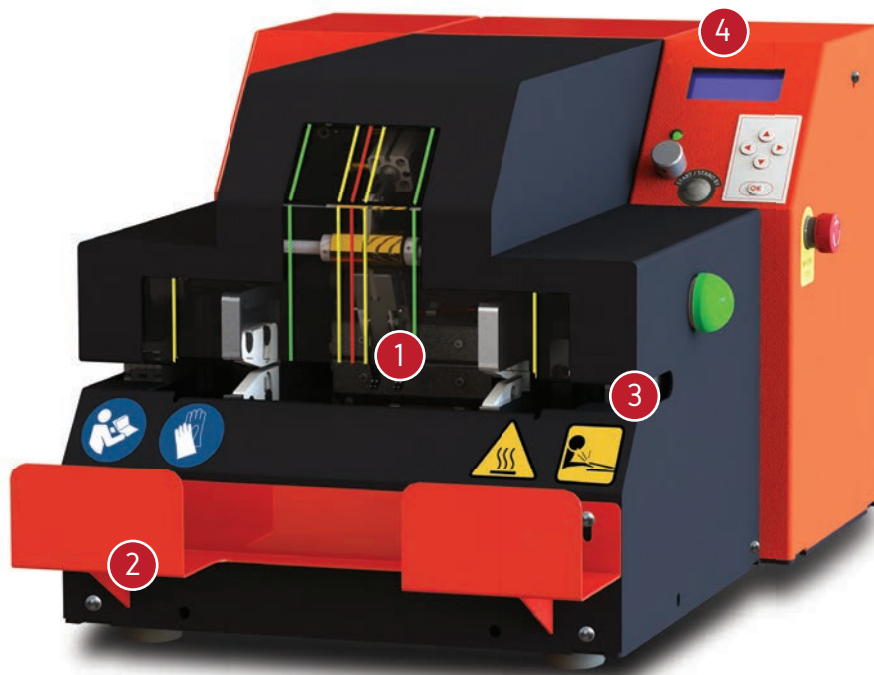
Technology

 Infrared


The STCS-RCM is a machine for processing heat shrink tubes, based on infrared resistors with inbuilt automatic heat shrink tube centering system. It's designed for workbench applications and can process one part at a time.

Built-in communication system with ultrasonic welding machines and several operating modes.


The centering feature ensure the automatic centering of the shrink tube in the middle of the splice (welded zone), in order to avoid mispositioned tubes.



Built-in centering system that ensures that the shrink tube is always in the middle of the splice area



Can be equipped with an end splice tool with cooling that doesn't have to be removed to work with normal splices



Possibility of working with centering system or in normal mode



The pre-programming of references can be done manually or using a PC with STCS-RCT software (reads Excel™ files)

Technical Data

WORKING TEMPERATURE

Min - Max [°C] / [°F]	300-550 / 572-1022
-----------------------	--------------------

SHRINKING TIME

Min - Max [s]	1-99
---------------	------

MEASUREMENTS

Width; Length; Height	380; 665; 360 [mm] 15; 26.2; 14.2 [in]
-----------------------	---

Weight [kg] / [lbs]	37.5 / 82.7
---------------------	-------------

POWER SUPPLY/CONSUMPTION

Supply	230 [V] @ 50Hz
--------	----------------

Consumption	250 [mA] to 3 [A] (Max.700W)
-------------	------------------------------

PNEUMATIC

Supply	Quick Hold Socket Ø8 [mm]
--------	---------------------------

Supply Pressure	Min: 5bar; Max: 8bar; Rec: 6bar
-----------------	---------------------------------

CONNECTIONS

Barcode Reader	RS232
----------------	-------

Temperature Sensor	Type K Thermocouple
--------------------	---------------------

Power Line	1 IEC Standard Male Socket
------------	----------------------------

Programming	Membrane Keyboard, Barcode Reader, External Device
-------------	--

Interface	LCD 16x2, Buzzer and LED
-----------	--------------------------

SHRINKING CHAMBER

Shrinking Chamber [mm] / [in]	77xØ32 / 3xØ1.3
-------------------------------	-----------------

Min-Max Tube Ø [mm] / [in]	0-20 / 0-0.8
----------------------------	--------------

Min-Max Tube Length [mm] / [in]	0-75 / 0-3
---------------------------------	------------

Min-Max Cable Ø [mm] / [in]	0-20 / 0-0.8
-----------------------------	--------------

Min-Max Cable Length [mm] / [in]	360-∞ / 14.2-∞
----------------------------------	----------------

Splice Detection Length [mm] / [in]	13 & 18 / 0.5 & 0.7
-------------------------------------	---------------------

CALIBRATION

Calibration Probe	ref.: 06-01-0286
-------------------	------------------

Features

- Adjustable parameters: process temperature, shrinking time, etc;
- Two working modes: automatic centering and normal mode;
- Two different operating modes: M1 with temperature control and shrinking time; and M2 mode with pre-programmed references (100 in total, each having from 1 to 40 shrinking times);
- The pre-programming of references can be done manually or using a PC with STCS-RCT software (reads Excel™ files);
- The selection of references can be done automatically using a barcode reader or manually using either the rotating knob or the keyboard;
- Use of labels for each shrinking time inside a reference, to help the selection of the assembly;
- Manual and automatic calibration (single cycle);
- Programming mode password protected;
- Special maintenance mode for hardware debug;
- Automatic cool down cycle to extend the lifecycle of components;
- Cycle and time counter;
- Communication with ultrasonic welding machines;
- Air fault detection;
- Built-in cooling system;
- Interchangeable system language, including: Portuguese, English, French and Spanish (others on demand).

Options



- **End splice tool**
Ref: 06-01-0071



- **Cooling system**
Ref: 06-01-0133